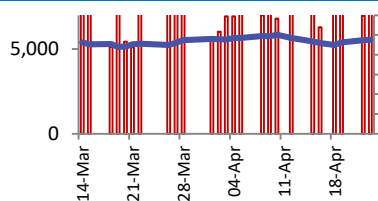
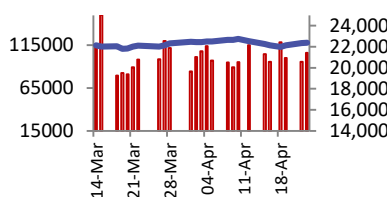


**BSE**



80,C <sub>Open</sub>	74049
75,C <sub>High</sub>	74060
65,C <sub>Low</sub>	73688
55,C <sub>Close</sub>	73738
Change	90
Volume (Lacs)	9904
Turnover (Rs.inCr)	7110

**NSE**



Open	22447
High	22448
Low	22349
Close	22368
Change	32
Volume(Lacs)	61797
Turnover(Rs.in Cr)	106029

World Markets	Current	Previous	Pt. Chg	Var(%)
Dow	38504	38240	264	0.7%
Dow Futures	38765	38726	39	0.1%
Nasdaq	15697	15451	246	1.6%
FTSE	8045	8024	21	0.3%
Nikkei	38329	37552	777	2.1%
Hang Seng	17145	16829	316	1.9%
Gift Nifty	22449	22377	72	0.3%
Straits Singapore	3295	3273	22	0.7%
South Korea	2674	2623	51	1.9%
Taiwan	20085	19599	486	2.5%
Shanghai	3038	3022	16	0.5%

Commodity Prices	Current	Previous	Pt. Chg	Var(%)
Copper (\$/MT)	9783	9707	76.0	0.8%
Alumin (\$/MT)	2583	2579	4.0	0.2%
Zinc (\$/MT)	2827	2793	34.0	1.2%
Brent Crude (\$/bbl)	88.0	88.0	0.0	0.0%
Gold (\$/Ounce)	2322	2322	0.0	0.0%
Silver (\$/Ounce)	27.0	27.0	0.0	0.0%
Light Crude (\$/bbl)	83.0	83.0	0.0	0.0%
N G (\$/mmbtu)	2.0	2.0	0.0	0.0%
Sugar (\$/MT)	573.0	570.0	3.0	0.5%
Rubber (Rs./kg)	180.3	180.0	0.3	0.1%
Baltic Dry Index	1804	1882	(78.0)	-4.1%

Currency Exchange Rate	Current	Previous	Var(%)
Rs./ \$ rate	83.34	83.37	-0.04%
Rs./ Euro	88.84	88.80	0.05%
Rs./ Chinese Yuan	11.50	11.50	0.00%
Yen / \$ rate	154.81	154.83	-0.01%
\$ US/Euro	1.07	1.07	0.00%

Dollar Index	Current	Previous	Var(%)
Dollar Index	105.26	105.28	-0.02%

Support/ Resistance Levels for Today		
	Nifty	Bank Nifty Fut
Support 1	22300	47870
Support 2	22200	47740
Resistance	22440	48150

Securities in Ban For Trade	
IDEA	HINDCOPPER
ZEEL	

**Market Review**

**US:** U.S. stocks closed higher on Tuesday following positive earnings from top-tier companies and as investors were focused on quarterly results from Magnificent Seven and other megacap growth stocks.

**Asia:** Markets in Asia-Pacific region rose on Wednesday, tracking overnight gains on Wall Street and as a declining business activity in the world's largest economy supported hopes of rate cuts by the Federal Reserve this year.

**India:** Indian equity markets stayed range-bound on Tuesday, giving up most of their gains in the fag-end. The S&P BSE Sensex settled the day up 89 points, while the Nifty50 closed up 32 points. **Market is expected to open gap up and likely to witness positive move during the day.**

**Global Economy:** Japan's annual business-to-business service inflation accelerated for the second month to hit 2.3% in March, suggesting firms continued to pass on rising labour costs thanks to prospects for sustained wage gains. The data underscores the Bank of Japan's view that rising service prices will replace cost-push inflation as a key driver of price gains, and help sustain inflation around its 2% target. The YoY rise in the services producer price index, which measures what companies charge each other for services, followed a 2.2% gain in February. Service price moves are closely watched by the BOJ as a key indicator of whether wages and inflation are rising in tandem, which it set as one of the prerequisites for raising interest rates.

The U.S. Federal Trade Commission on Tuesday approved a rule to ban agreements commonly signed by workers not to join their employers' rivals or launch competing businesses, which it says limit worker mobility and suppress wages. The five-member FTC, which enforces antitrust laws and currently has a Democratic majority under President Joe Biden, voted 3-2 to approve the rule during a public meeting. The rule, which was first proposed in January 2023, will take effect in August.

**Commodities:** Gold prices edged lower on Wednesday, as fears of an escalation in the Middle East conflict eased, while investors waited for crucial U.S. economic data that could shed more light on the timing of interest rate cuts.

Oil prices rose in early trade on Wednesday, adding to gains in the previous session, after industry data showed a surprise drop in U.S. crude stocks last week, a positive sign for demand, and attention shifted away from hostilities in the Middle East.

**Currency:** The dollar nursed its wounds on Wednesday following big tumbles against the euro and sterling, hurt by a combination of surprisingly robust European activity data and cooling U.S. business growth.

**FII Derivative Transactions (Rs. Cr)**

Contracts	Purchase		Sell		Net	Open Interest (OI)		OI (Previous day)		Change	
	Contract	Value	Contract	Value		Contract	Value	Contract	Value	Contract	Value
Index Future	74548	6569	74570	6879	(310)	347131	34052	341451	33009	5680	1043
Index Option	26150891	2247968	26404863	2273283	(25315)	4693265	434770	4448349	409159	244916	25611
Stock Future	1313166	110081	1279778	106874	3207	3225983	267081	3282557	270599	(56574)	(3518)
Stock Option	501715	44828	501069	44838	(10)	363429	31065	402479	34204	(39050)	(3139)
<b>Total</b>	<b>28040320</b>	<b>2409446</b>	<b>28260280</b>	<b>2431874</b>	<b>(22428)</b>	<b>8629808</b>	<b>766968</b>	<b>8474836</b>	<b>746971</b>	<b>154972</b>	<b>19997</b>

FII All Activity-BBG (Rs Cr)	Buy	Sell	Net
15-Apr-24	10735	13969	(3233)
16-Apr-24	10994	14258	(3265)
18-Apr-24	18545	22708	(4163)
19-Apr-24	16861	16089	773
22-Apr-24	13322	15941	(2619)
<b>Month to date-Apr</b>	<b>227702</b>	<b>234802</b>	<b>(7100)</b>
FII (Prov.) (Rs Cr)	Buy	Sell	Net
16-Apr-24	10209	14677	(4468)
18-Apr-24	18231	22492	(4260)
19-Apr-24	16286	16156	129
22-Apr-24	13190	16105	(2915)
23-Apr-24	14931	17976	(3045)
<b>Month to date-Apr</b>	<b>199734</b>	<b>227923</b>	<b>(28189)</b>
DII (Prov.) (Rs. Cr)	Buy	Sell	Net
16-Apr-24	13537	11497	2040
18-Apr-24	14274	11988	2286
19-Apr-24	9397	9449	(53)
22-Apr-24	11856	8313	3543
23-Apr-24	12338	9419	2919
<b>Month to date-Apr</b>	<b>185476</b>	<b>157745</b>	<b>27731</b>
FII Debt - BBG (Rs. Cr)	Buy	Sell	Net
15-Apr-24	2119	2103	16
16-Apr-24	1304	4668	(3363)
18-Apr-24	1742	4324	(2582)
19-Apr-24	1516	2336	(819)
22-Apr-24	1721	777	945
<b>Month to date-Apr</b>	<b>29186</b>	<b>35234</b>	<b>(6049)</b>

Market Breadth	BSE		NSE	
	No.	%	No.	%
Advance	2314	59%	1572	59%
Decline	1512	38%	997	38%
Unchanged	108	3%	85	3%

Market Turnover	23-Apr	22-Apr	Var (%)
BSE Cash	7110	6980	2%
NSE Cash	106029	95525	11%
NSE Futures	317368	309242	3%
NSE Options	33738739	22013403	53%
Total (Rs.Cr)	34169247	22425151	52%

Volatility Index	23-Apr	22-Apr
Volatility Index	10.20	12.70

Index PE - TTM	23-Apr	Yr. High	Yr. Low
Sensex	24.7	26.0	22.2
Nifty	22.5	28.8	20.3

**Corporate News**

**NBCC secures new work orders worth Rs 23,500 crore in FY24**

The company has secured record new works of Rs 23,500 crore on consolidated basis and Rs 18,400 crore on standalone basis, as compared to Rs 6,700 crore and Rs 4,225 crore respectively in preceding fiscal. Among the major orders received in 2023-24, NBCC said it has got additional FAR (floor area ratio) works in Amrapali worth about Rs 10,000 crore. NBCC also bagged its first re-development project outside of Delhi from Kerala State Housing Board valuing Rs 2,000 crore. (BS)

**Power Grid to infuse funds in National High Power Testing Laboratory**

State-owned Power Grid Corporation on Tuesday said it has inked a pact to infuse funds and take a 50 per cent stake in crisis-hit National High Power Test Laboratory Pvt Ltd (NHPTL). A supplementary joint venture agreement in this regard was signed on April 23, 2024, by shareholders of NHPTL. The objective of JV is to establish an on-line High Power Short Circuit Test Facility, which will be a fully independent professionally managed stand-alone testing facility in India. (ET)

**Puravankara set to redevelop 2.5-acre housing society in Mumbai's Pali Hill**

The housing society counts several Bollywood celebrities as its residents. The project holds a cumulative estimated development potential of 4.10 lakh sq ft carpet area with over over 2.15 lakh sq ft available for sale with a potential Gross Development Value (GDV) of over Rs 2,000 crore. (ET)

**Economy**

**RBI economists cautious as inflation risks linger**

Even as the Indian economy is in a sweet spot with growth rate averaging 8 percent in the first 3 quarters of FY24 and inflation coming off its peak closer to the target at 4.9 percent in March, they are flagging off risks from extreme weather conditions that would pose risks to inflation along with risks from the geopolitical tensions that could flare up crude prices. In their assessment of the economy, the RBI economists in its latest monthly bulletin also say that the economy has to grow 8-10 percent every year to reap the demographic dividend. (ET)

**International**

**China's Huawei launches new brand for intelligent driving**

The new brand Qiankun intends to empower intelligence in the driving chassis, audio and driver's seat, and provide ultimate user experience, Jin Yuzhi, CEO of Huawei's Intelligent Automotive Solution (IAS) business unit, said. "2024 will be the first year for mass commercialisation of smart driving and the cumulative number of cars on road equipping with the Huawei self-driving system will top 500,000 by the year-end." (Reuters).

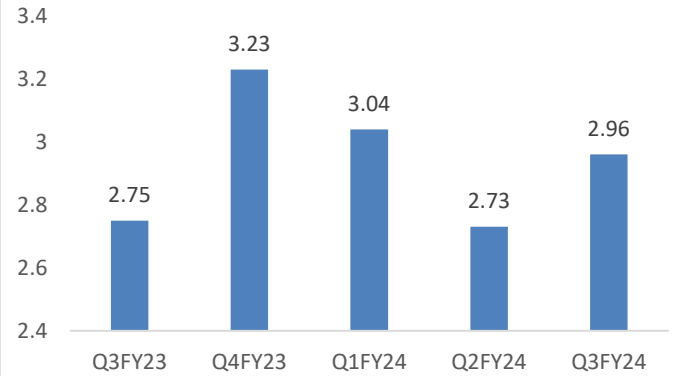
Top 5 Nifty Gainers	23-Apr	22-Apr	Var(%)
GRASIM	2370	2281	3.9%
BHARTIARTL	1342	1298	3.5%
NESTLEIND	2501	2459	1.7%
MARUTI	12996	12786	1.6%
HCLTECH	1487	1466	1.4%
Top 5 Nifty Losers	23-Apr	22-Apr	Var(%)
SUNPHARMA	1485	1540	-3.6%
BPCL	593	603	-1.7%
RELIANCE	2919	2960	-1.4%
M&M	2063	2091	-1.3%
HINDALCO	612	619	-1.1%

BSE Index Watch	Last	1 day	1 wk	1 mth	1 yr
SENSEX	73738	0.1%	0.5%	1.2%	22.8%
MIDCAP	40584	0.5%	0.7%	4.6%	62.6%
SMLCAP	46492	1.1%	2.9%	8.7%	64.1%
AUTO	49776	0.5%	1.0%	3.2%	67.9%
BANKEX	54319	0.2%	0.5%	2.3%	12.2%
Capital Goods	62144	0.2%	1.3%	5.8%	76.1%
FMCG	19448	0.8%	1.6%	0.8%	15.0%
Health Care	34586	-0.6%	-0.9%	0.3%	52.2%
IT	34487	0.4%	-2.1%	-3.7%	28.6%
METAL	30202	-0.4%	-0.1%	8.5%	51.4%
Oil & Gas	28326	-0.6%	-0.1%	4.3%	57.9%
Power	6968	0.6%	0.6%	6.6%	92.6%
Realty	7517	2.4%	1.4%	8.8%	119.4%

NSE USD Futures	23-Apr	22-Apr	Var (%)
April Expiry (Rs./\$)	83.35	83.38	0.0%
May Expiry (Rs./\$)	83.11	83.11	0.0%
Total Turnover (Rs. Crore)	13804	3650	278%

Sectors	TTM PE
Auto	31.74
Auto Ancillary	45.4
Banking	16.04
Engineering	40.48
Cement	78.93
Diamonds & Jewellery	46.05
Housing Finance	20.07
Infrastructure & Const	30.18
Metals-Aluminium	39.82
Metal - Steel	17.69
Oil Expl.	20.83
Pharma	12.95
Power – Gen. Supp.	45.81
Information Tech.	21.95
Sugar	14.93
Telecom Serv. Prov.	84.42
Tyres	25.85

**JK Lakshmi Cement quarterly sales volume in MT**  
(Source: Company Data)



10 year G-Sec Yield	Current	Previous	Change
<b>US</b>	4.61%	4.60%	1 bps
<b>Japan</b>	0.89%	0.89%	0 bps
<b>India</b>	7.17%	7.19%	(2) bps
<b>UK</b>	4.24%	4.21%	3 bps
<b>Libor 3 Mths</b>	5.58%	5.59%	(1) bps

Indian Eco Data	Current	Previous	Var(%)
Forex Reserve (US\$ in bn)	525	528	-0.7%
Inflation - WPI	0.53%	0.20%	33 bps
Inflation - CPI	4.85%	5.09%	(24) bps

India GDP	Q3FY24	Q2FY24	Var(%)
Growth	8.36%	7.60%	76 bps

Monetary Policy	Current	Previous	Change
Repo Rate	6.50%	6.50%	0 bps
Reverse Repo Rate	3.35%	3.35%	0 bps
CRR	4.50%	4.50%	0 bps
O/S Banking System Liquidity (Rs bn)	-1302	-465	(836.3)

IIP Growth %	Jan-24	Jan-23	Apr-Feb
IIP	5.7	6.0	6.2
Mining	5.9	9.0	8.5
Manufacturing	3.2	4.5	5.7
Electricity	5.6	12.7	7.0



**Bulk Deal As On 23/04/24**

BSE

Security Code	Security Name	Client Name	Deal	Quantity	Price
512149	AVANCE	CAMELLIA TRADEX PRIVATE LIMITED	S	110268	0.93
512149	AVANCE	CAMELLIA TRADEX PRIVATE LIMITED	B	9910268	0.91
512149	AVANCE	INTERTICK DEVELOPERS PRIVATE LIMITED	S	30637784	0.91
543497	BCCL	APPU FINANCIAL SERVICES LTD	S	62400	52.5
531259	ESHAMEDIA	OPULUS BIZSERVE PRIVATE LIMITED	B	145000	6.61
531259	ESHAMEDIA	SHRIDHAR PARAMESHWARAN IYER	S	175000	6.61
523696	FORTISMLR	CAMELLIA TRADEX PRIVATE LIMITED	S	100000	67.4
523696	FORTISMLR	MULTIPLIER SHARE & STOCK ADVISORS PRIVATE LIMITED	S	239000	70.11
540190	FRANKLININD	MULTIPLIER SHARE & STOCK ADVISORS PRIVATE LIMITED	S	220686	4.97
531592	GENPHARMA	ANKITA VISHAL SHAH	B	2892653	2.23
524238	GUJINJEC	SATISH PURUSHOTTAM PASEBAND	B	26129	14.17
524238	GUJINJEC	VIVEK KANDA	S	30000	14.17
524238	GUJINJEC	VIVEK KANDA	S	30000	14.18
504731	IBRIGST	SITA JAIN	S	10500	143.05
540134	IISL	FAISALSHAIKH	B	66021	6.09
540134	IISL	GODHAR RAJENDRA GANGARAM	S	194000	6.1
540134	IISL	LAXMAN HARKISHAN NARANG	S	50000	6.1
536709	INDRENEW	VINEET KUMAR	S	200000	18.03
530357	KBSINDIA	EMINENCE GLOBAL FUND PCC- EUBILIA CAPITAL PARTNERS FUND I	B	579139	9.74
505523	MAHACORP	SHUBHAM ASHOKBHAI PATEL	S	3266609	0.94
539762	MEAPL	RESONANCE OPPORTUNITIES LTD	B	24001	112.76
539435	RFSL	ANILKUMAR	B	37500	49.22
530943	SABTNL	MIRAL HEMANTBHAI BHOOT	B	2375	90.24
530943	SABTNL	SURESH GOVIND KHILARI	S	2375	90.24
538875	SELLWIN	MAKARAND MANOJ WADKAR	B	42601	21.95
540072	SHIVAEXPO	GEETA CHHABRA	S	70000	10.5
540072	SHIVAEXPO	RUCHI ARORA	S	100000	10.5
505515	SHYMINV	MULTIPLIER SHARE & STOCK ADVISORS PRIVATE LIMITED	S	50060	11.08
505515	SHYMINV	MULTIPLIER SHARE & STOCK ADVISORS PRIVATE LIMITED	B	100000	10.53
538923	SOFCOM	SHRIKANT PRASAD	B	30055	47.26
513575	STERPOW	PARAM KAMLESH KAPADIA	S	32680	17.17
539310	THINKINK	AMAYSHA TEXTILES PRIVATE LIMITED	S	150000	41.7
539337	WAAREE	CAMELLIA TRADEX PRIVATE LIMITED	S	5600	1923.68
539337	WAAREE	CAMELLIA TRADEX PRIVATE LIMITED	B	59150	1804.1

NSE

Security Code	Security Name	Client Name	Deal	Quantity	Price
ATALREAL	Atal Realtech Limited	ABDUL AHAD SHAKEEL MISTRY	SELL	532428	11.35
ATALREAL	Atal Realtech Limited	GAURANG JITENDRA PAREKH	SELL	666928	11.35
ATALREAL	Atal Realtech Limited	VENKATACHALAM R	BUY	3300000	11.35
BANDHANBNK	Bandhan Bank Limited	MARSHALL WACE INVESTMENT STRATEGIES - EUREKA FUND	SELL	11748919	180.8
BANDHANBNK	Bandhan Bank Limited	MARSHALL WACE INVESTMENT STRATEGIES - EUREKA FUND	SELL	11748919	180.8
BANDHANBNK	Bandhan Bank Limited	MARSHALL WACE INVESTMENT STRATEGIES-GLOBAL FINANCIALS MARKET NEUTRAL FUND	SELL	367179	180.8
BANDHANBNK	Bandhan Bank Limited	SOCIETE GENERALE	BUY	12116098	180.8
BANDHANBNK	Bandhan Bank Limited	SOCIETE GENERALE	BUY	12116098	180.8
BANKBARODA	Bank of Baroda	MARSHALL WACE INVESTMENT STRATEGIES - EUREKA FUND	SELL	31625157	261.3
BANKBARODA	Bank of Baroda	MARSHALL WACE INVESTMENT STRATEGIES - EUREKA FUND	SELL	31625157	261.3
BANKBARODA	Bank of Baroda	MARSHALL WACE INVESTMENT STRATEGIES-GLOBAL FINANCIALS MARKET NEUTRAL FUND	SELL	1013140	261.3
BANKBARODA	Bank of Baroda	SOCIETE GENERALE	BUY	32638297	261.3
BANKBARODA	Bank of Baroda	SOCIETE GENERALE	BUY	32638297	261.3
BANKINDIA	Bank of India	MARSHALL WACE INVESTMENT STRATEGIES - EUREKA FUND	SELL	2566792	141.25
BANKINDIA	Bank of India	SOCIETE GENERALE	BUY	2566792	141.25
BIKAJI	Bikaji Foods Intern Ltd	MARSHALL WACE INVESTMENT STRATEGIES - EUREKA FUND	SELL	246568	514.05
BIKAJI	Bikaji Foods Intern Ltd	SOCIETE GENERALE	BUY	246568	514.05
CAMPUS	Campus Activewear Limited	MARSHALL WACE INVESTMENT STRATEGIES - EUREKA FUND	SELL	737249	233.5
CAMPUS	Campus Activewear Limited	SOCIETE GENERALE	BUY	737249	233.5
CANBK	Canara Bank	MARSHALL WACE INVESTMENT STRATEGIES - EUREKA FUND	SELL	6835174	599.8
CANBK	Canara Bank	MARSHALL WACE INVESTMENT STRATEGIES-GLOBAL FINANCIALS MARKET NEUTRAL FUND	SELL	205538	599.8
CANBK	Canara Bank	SOCIETE GENERALE	BUY	7040712	599.8
CHALET	Chalet Hotels Limited	MARSHALL WACE INVESTMENT STRATEGIES - EUREKA FUND	SELL	130585	887.55
CHALET	Chalet Hotels Limited	SOCIETE GENERALE	BUY	130585	887.55
DIL	Debock Industries Limited	CONSORTIUM CAPITAL PVT LTD	SELL	599999	8.1
DEVYANI	Devyani International Ltd	MARSHALL WACE INVESTMENT STRATEGIES - EUREKA FUND	SELL	1792817	163
DEVYANI	Devyani International Ltd	SOCIETE GENERALE	BUY	1792817	163
BIRDYS	Grill Splendour Ser Ltd	MANISH JUGRAJ JAIN HUF	BUY	150000	121.3
BIRDYS	Grill Splendour Ser Ltd	MANSI SHARE AND STOCK ADVISORS PVT LTD	BUY	36000	127.35
BIRDYS	Grill Splendour Ser Ltd	NISHITH ATULBHAI SHAH	BUY	36000	121.3
BIRDYS	Grill Splendour Ser Ltd	PARAS DOSHI	BUY	54000	121.3
BIRDYS	Grill Splendour Ser Ltd	RAJESH SHANTILAL VAKHARIA	BUY	52800	123.71
BIRDYS	Grill Splendour Ser Ltd	RIKHAV SECURITIES LIMITED	SELL	69600	127.35
BIRDYS	Grill Splendour Ser Ltd	SHREE BHUVANAKARAM TRADINVEST PVT LTD	BUY	106800	121.96
BIRDYS	Grill Splendour Ser Ltd	SUNRISE GILTS & SECURITIES PVT LTD	SELL	49200	123.07
ISEC	ICICI Securities Limited	MARSHALL WACE INVESTMENT STRATEGIES - EUREKA FUND	SELL	317816	723.15
ISEC	ICICI Securities Limited	SOCIETE GENERALE	BUY	317816	723.15

JYOTI-RE	Jyoti Structures Ltd	GDN INVESTMENTS PRIVATE LIMITED	BUY	2000000	7.65
JYOTI-RE	Jyoti Structures Ltd	INDIA HOUSING FUND - SERIES 3	SELL	791000	6.42
JYOTI-RE	Jyoti Structures Ltd	NIRANJAN LAKHUMAL HIRANANDANI	SELL	810810	5.78
KMSUGAR	K.M.Sugar Mills Limited	VLS FINANCE LTD	SELL	600000	41.1
LICI	Life Insura Corp of India	MARSHALL WACE INVESTMENT STRATEGIES - EUREKA FUND	SELL	141807	974.6
LICI	Life Insura Corp of India	SOCIETE GENERALE	BUY	141807	974.6
MANAPPURAM	Manappuram Finance Ltd	MARSHALL WACE INVESTMENT STRATEGIES - EUREKA FUND	SELL	7130120	191
MANAPPURAM	Manappuram Finance Ltd	MARSHALL WACE INVESTMENT STRATEGIES - EUREKA FUND	SELL	7130120	191
MANAPPURAM	Manappuram Finance Ltd	MARSHALL WACE INVESTMENT STRATEGIES-GLOBAL FINANCIALS MARKET NEUTRAL FUND	SELL	228459	191
MANAPPURAM	Manappuram Finance Ltd	SOCIETE GENERALE	BUY	7358579	191
MANAPPURAM	Manappuram Finance Ltd	SOCIETE GENERALE	BUY	7358579	191
NXST	Nexus Select Trust	MARSHALL WACE INVESTMENT STRATEGIES - EUREKA FUND	SELL	1995349	133.86
NXST	Nexus Select Trust	SOCIETE GENERALE	BUY	1995349	133.86
ORIENTPPR	Orient Paper & Ind Ltd	EVERDELIVER LOGISTICS PRIVATE LIMITED	SELL	2000000	44.88
POLICYBZR	PB Fintech Limited	MARSHALL WACE INVESTMENT STRATEGIES - EUREKA FUND	SELL	379064	1201.7
POLICYBZR	PB Fintech Limited	SOCIETE GENERALE	BUY	379064	1201.7
PNBHOUSING	PNB Housing Fin Ltd.	MARSHALL WACE INVESTMENT STRATEGIES - EUREKA FUND	SELL	230477	769.9
PNBHOUSING	PNB Housing Fin Ltd.	SOCIETE GENERALE	BUY	230477	769.9
PFC	Power Finance Corporation	MARSHALL WACE INVESTMENT STRATEGIES - EUREKA FUND	SELL	2956814	404.35
PFC	Power Finance Corporation	MARSHALL WACE INVESTMENT STRATEGIES-GLOBAL FINANCIALS MARKET NEUTRAL FUND	SELL	101777	404.35
PFC	Power Finance Corporation	SOCIETE GENERALE	BUY	3058591	404.35
PRESTIGE	Prestige Estate Ltd	MARSHALL WACE INVESTMENT STRATEGIES - EUREKA FUND	SELL	219284	1242.9
PRESTIGE	Prestige Estate Ltd	SOCIETE GENERALE	BUY	219284	1242.9
PRUDMOULI	PrudentialSugar-Roll Sett	PILOT CONSULTANTS PVT LTD	SELL	400000	25.25
RBS	Ramdev baba Solvent Ltd	UPSURGE INVESTMENT AND FINANCE LTD	BUY	144000	112
RBS	Ramdev baba Solvent Ltd	VIJIT GLOBAL SECURITIES PRIVATE LIMITED	BUY	240000	117.6
RECLTD	Rural Electrification Cor	MARSHALL WACE INVESTMENT STRATEGIES - EUREKA FUND	SELL	1218481	434.5
RECLTD	Rural Electrification Cor	MARSHALL WACE INVESTMENT STRATEGIES-GLOBAL FINANCIALS MARKET NEUTRAL FUND	SELL	40013	434.5
RECLTD	Rural Electrification Cor	SOCIETE GENERALE	BUY	1258494	434.5
SABAR	Sabar Flex India Limited	RAKESHKUMAR HASMUKHBHAI PANCHAL	BUY	100000	19
SABAR	Sabar Flex India Limited	THAKOR NAYANA CHANDUBHAI	SELL	145000	19
SADBHAV	Sadbhav Engineering Limit	KAUSHIK SHAH SHARES & SECURITIES PVT LTD	SELL	2070000	34.15
SAMHI	Samhi Hotels Limited	MARSHALL WACE INVESTMENT STRATEGIES - EUREKA FUND	SELL	797045	193.45
SAMHI	Samhi Hotels Limited	SOCIETE GENERALE	BUY	797045	193.45
SUMEETINDS	Sumeet Ind Limited	ESAAR (INDIA) LIMITED	SELL	1500000	2
SUMEETINDS	Sumeet Ind Limited	MANSUKH SECURITIES & FINANCE LTD	BUY	918831	2
SUMEETINDS	Sumeet Ind Limited	SHRENI CONSTRUCTION PRIVATE LIMITED	BUY	530001	2
TRANSTEEL	Transteeel Seating Tech L	NAV CAPITAL VCC - NAV CAPITAL EMERGING STAR FUND	SELL	126000	71.24
TRU	TruCap Finance Limited	NVL IT SERVICES PRIVATE LIMITED	BUY	1096053	61.12
TRU	TruCap Finance Limited	OSC GLOBAL PROCESSING PRIVATE LIMITED	SELL	1057664	61.23
UJJIVAN	Ujjivan Fin. Servc. Ltd.	ARDISIA LIMITED	SELL	1720000	560.46
UNIONBANK	Union Bank of India	MARSHALL WACE INVESTMENT STRATEGIES - EUREKA FUND	SELL	12377844	150.6
UNIONBANK	Union Bank of India	MARSHALL WACE INVESTMENT STRATEGIES-GLOBAL FINANCIALS MARKET NEUTRAL FUND	SELL	286566	150.6
UNIONBANK	Union Bank of India	SOCIETE GENERALE	BUY	12664410	150.6
MANYAVAR	Vedant Fashions Limited	MARSHALL WACE INVESTMENT STRATEGIES - EUREKA FUND	SELL	370643	932.9
MANYAVAR	Vedant Fashions Limited	SOCIETE GENERALE	BUY	370643	932.9
ZOMATO	Zomato Limited	MARSHALL WACE INVESTMENT STRATEGIES - EUREKA FUND	SELL	2624714	193.35
ZOMATO	Zomato Limited	SOCIETE GENERALE	BUY	2624714	193.35

**Disclosure:**

Research Reports that are published by Nirmal Bang Securities Private Limited (hereinafter referred to as “NBSPL”) are for private circulation only. NBSPL is a registered Research Analyst under SEBI (Research Analyst) Regulations, 2014 having Registration no. INH000001766. NBSPL is also a registered Stock Broker with National Stock Exchange of India Limited, BSE Limited, Metropolitan Stock Exchange of India Limited, Multi Commodity Exchange of India Limited and , National Commodity and Derivative Exchange Limited in Capital Market , Equity and Commodities derivatives segments and Currency Derivatives Segment .

NBSPL has other business divisions with independent research teams separated by Chinese walls, and therefore may, at times, have different or contrary views on stocks and markets.

NBSPL or its associates have not been debarred / suspended by SEBI or any other regulatory authority for accessing / dealing in securities Market since last 20 years. NBSPL, its associates or analyst or his relatives do not hold any financial interest (Except Investment) in the subject company. NBSPL or its associates or Analyst do not have any conflict or material conflict of interest at the time of publication of the research report with the subject company. NBSPL or its associates or Analyst or his relatives may or may not hold beneficial ownership of 1% or more in the subject company at the end of the month immediately preceding the date of publication of this research report.

NBSPL or its associates / analyst has not received any compensation / managed or co-managed public offering of securities of the company covered by Analyst during the past twelve months. NBSPL or its associates have not received any compensation or other benefits from the company covered by Analyst or third party in connection with the research report. Analyst has not served as an officer, director or employee of Subject Company. NBSPL / analyst has not been engaged in market making activity of the subject company.

**Analyst Certification:** The research analysts and authors of these reports, hereby certify that the views expressed in this research report accurately reflects my/our personal views about the subject securities, issuers, products, sectors or industries. It is also certified that no part of the compensation of the analyst(s) was, is, or will be directly or indirectly related to the inclusion of specific recommendations or views in this research. The analyst(s) principally responsible for the preparation of this research report and has taken reasonable care to achieve and maintain independence and objectivity in making any recommendations.



**Disclaimer:**

The Research Report is for the personal information of the authorized recipient and does not construe to be any investment, legal or taxation advice. NBSPL is not soliciting any action based upon it. Nothing in the research report shall be construed as a solicitation to buy or sell any security or product, or to engage in or refrain from engaging in any such transaction. In preparing the research report, we did not take into account the investment objectives, financial situation and particular needs of the reader.

The research report has been prepared for the general use of the clients of NBSPL and must not be copied, either in whole or in part, or distributed or redistributed to any other person in any form. If you are not the intended recipient you must not use or disclose the information in the research report in any way. Though disseminated to all the customers simultaneously, not all customers may receive the research report at the same time. NBSPL will not treat recipients as customers by virtue of their receiving the research report. The research report is not directed or intended for distribution to or use by any person or entity resident in a state, country or any jurisdiction, where such distribution, publication, availability or use would be contrary to law, regulation or which would subject NBSPL & its group companies to registration or licensing requirements within such jurisdictions.

The report is based on the information obtained from sources believed to be reliable, but we do not make any representation or warranty that it is accurate, complete or up-to-date and it should not be relied upon as such. We accept no obligation to correct or update the information or opinions in it. NBSPL or any of its affiliates or employees shall not be in any way responsible for any loss or damage that may arise to any person from any inadvertent error in the information contained in the research report. NBSPL or any of its affiliates or employees do not provide, at any time, any express or implied warranty of any kind, regarding any matter pertaining to this report, including without limitation the implied warranties of merchantability, fitness for a particular purpose, and non-infringement. The recipients of the research report should rely on their own investigations.

This information is subject to change without any prior notice. NBSPL reserves its absolute discretion and right to make or refrain from making modifications and alterations to this statement from time to time. Nevertheless, NBSPL is committed to providing independent and transparent recommendations to its clients, and would be happy to provide information in response to specific client queries.

Before making an investment decision on the basis of research report, the reader needs to consider, with or without the assistance of an adviser, whether the advice is appropriate in light of their particular investment needs, objectives and financial circumstances. There are risks involved in securities trading. The price of securities can and does fluctuate, and an individual security may even become valueless. International investors are reminded of the additional risks inherent in international investments, such as currency fluctuations and international stock market or economic conditions, which may adversely affect the value of the investment. Opinions expressed are subject to change without any notice. Neither the company nor the director or the employees of NBSPL accept any liability whatsoever for any direct, indirect, consequential or other loss arising from any use of the research report and/or further communication in relation to the research report. Here it may be noted that neither NBSPL, nor its directors, employees, agents or representatives shall be liable for any damages whether direct or indirect, incidental, special or consequential including lost revenue or lost profit that may arise from or in connection with the use of the information contained in the research report.

Copyright of this document vests exclusively with NBSPL.

Our reports are also available on our website

Registration granted by SEBI and certification from NISM in no way guarantee performance of NBSPL or provide any assurance of returns to investors.

**Nirmal Bang Research (Division of Nirmal Bang Securities Pvt. Ltd.)**

B-2, 301/302, Marathon Innova,  
Opp. Peninsula Corporate Park  
Off. Ganpatrao Kadam Marg  
Lower Parel(W), Mumbai-400013  
Board No. : 91 22 6723 8000/8001  
Fax. : 022 6723 8010